

Fulflo® Single Cartridge Filter Vessels

- Stainless Steel
- Brass

Single Cartridge Filter Vessel Series

Fulflo® Single Cartridge Stainless Steel and Brass Filter Vessels Are for Water and Corrosive Fluid Applications

The BSSB models have a 316 stainless steel shell and a four-boss 316 stainless steel head for applications where an all-stainless steel construction is required. The BRSB vessels have a 316 stainless steel shell and feature a four-boss brass head.

The BR4 is for water and aqueous fluids. With a brass head and shell, it offers reliable, leak-free operation in corrosive environments.

Applications

- Petrochemicals
- Solvents
- Coolants
- Potable Liquids
- Hydraulic Oils
- Compressed Air
- Process Water



Features and Benefits

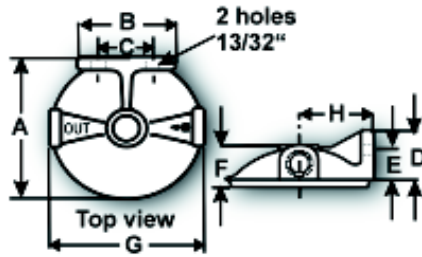
- Single center bolt for quick cartridge change.
- In-line pipe connections for easy installation.
- Bracket kit for installation on drilled head bosses for easy mounting.
- Spring-loaded bottom seats for positive cartridge sealing.
- O-ring closure seal provides positive sealing.
- Drain and vents standard on all models.



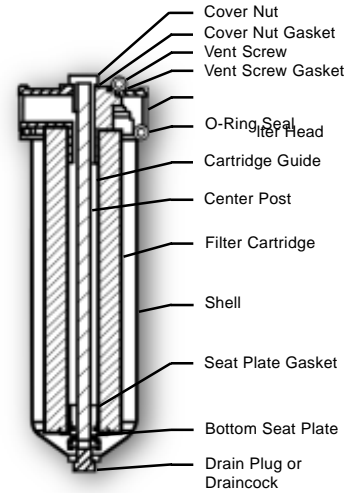
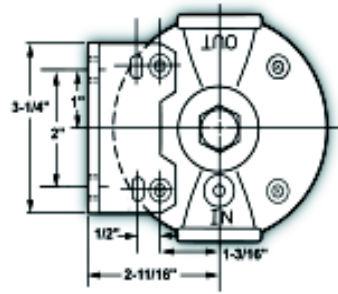
Single Cartridge Filter Vessel Series

Bracketed Head Dimensions (in) (BR4-3/8SBD only)

	NPT 3/8 (in)
A	4.22
B	2.75
C	1.50
D	1.50
E	1.0
F	1.25
G	4.1
H	2.13



■ BRSB/BSSB



■ BR4 Design Specifications

Model	Rated Capacity* (gpm)	(Number) & Length of Wound Depth Cartridges (in)	Maximum Operating Pressure (psi@150°F)	Overall Height (in)	Outside Dia. (in)	Face-to-Face Dim. (in)	Pipe Size (NPT) (in)	Shipping Weight (lbs)
BR4-3/8 SD	2	(1) 4	100 psi (6.9 bar)	7	3.63	4.25	.38	3.5
BR4-3/8 SBD**	2	(1) 4	100 psi (6.9 bar)	7	3.63	4.25	.38	3.5

* Rated liquid capacity based on initial pressure drop of 3 psig (.2 bar) with a 10µm Fulflo® EcoBond filter cartridge and fluid viscosity equivalent to water.

** B suffix indicates integrally cast head bracket.

■ BRSB/BSSB Design Specifications

Model	Typical Aqueous Flow* (gpm)	(Number) & Length of Wound Depth Cartridges (in)	Maximum Operating Pressure	Overall Height (in)	Outside Dia. (in)	Face-to-Face Dim. (in)	pipe Size (NPT) (in)	Shipping Weight (lbs)
BRSB10-3/4 SD	5	(1) 10	150 psi (10.3 bar)@200°F	12.75	3.63	4.31	.75	6.0
BRSB20-3/4 SD	10	(1) 20	150 psi (10.3 bar)@200°F	22.88	3.63	4.31	.75	10.50
BSSB10-3/4 SD	5	(1) 10	150 psi (10.3 bar)@250°F†	12.75	3.63	4.31	.75	6.0
BSSB20-3/4 SD	10	(1) 20	150 psi (10.3 bar)@250°F†	22.88	3.63	4.31	.75	10.50
BSSB10-1 SD	5	(1) 10	150 psi (10.3 bar)@250°F†	13.0	3.63	4.5	1.0	6.0
BSSB20-1 SD	10	(1) 20	150 psi (10.3 bar)@250°F†	23.13	3.63	4.5	1.0	10.50
BSSB30-1 SD	15	(1) 30	150 psi (10.3 bar)@250°F†	33.25	3.63	4.5	1.0	15.00

* Actual flow rate is dependent on fluid viscosity, micron rating, contaminant and media type. Consult nomographs or flow curves for each application.

† Maximum allowable working pressure is 175 psi (12.1 bar) at 200°F (94°C).

Ordering Information

BRSB | **20** | **3/4** | **S** | **D**
 Design Series | Cartridge Length (in) | Connection Size (in) | Spring-Loaded Seal | Drain

BR = Brass Head/ 316 SS Shell 4 (BR Only) 3/8
 10 3/4
 BRSB = 4 BOSS Brass Head/316 SS Shell 20 1
 30
 BSSB = 4 BOSS 316 SS Head/316 SS Shell

Note: BR4 Vessel supplied with EBC10M4

* A trademark of E. I. duPont de Nemours & Co.

Process Filtration Division

Parker Hannifin Corporation
 Process Filtration Division
 6640 Intech Boulevard
 Indianapolis, Indiana 46278
 Telephone (317) 275-8300
 Fax (317) 275-8410
 http://www.parker.com

